

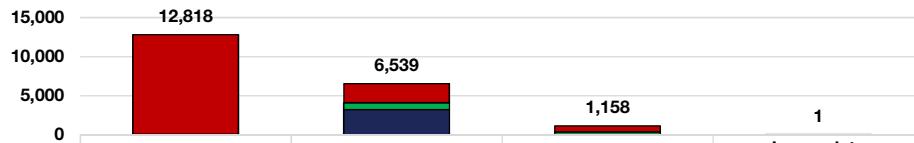
## NFL SETTLEMENT PROGRAM SUMMARY REPORT (AS OF 11/26/18)

### SECTION 1: TIMELY REGISTRATIONS TOTAL: 20,517



- Retired Player  
15,955 (78%)
- Representative Claimant  
1,265 (6%)
- Derivative Claimant  
3,297 (16%)

### SECTION 2: REGISTRATION NOTICES ISSUED BY TYPE TOTAL: 20,516



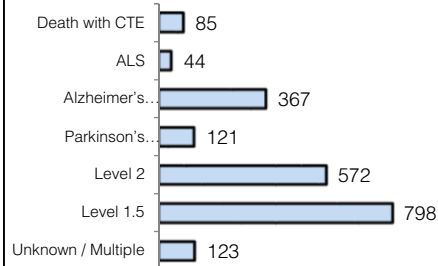
|                | BAP Eligible | Not BAP Eligible | Adverse Notice | Incomplete Registration |
|----------------|--------------|------------------|----------------|-------------------------|
| TOTAL          | 12,818       | 6,539            | 1,158          | 1                       |
| Retired Player | 12,720       | 2,434            | 801            | 0                       |
| Representative | 98           | 864              | 302            | 1                       |
| Derivative     | 0            | 3,241            | 55             | 0                       |

### SECTION 3: MONETARY AWARD CLAIMS SUBMITTED: 2,110



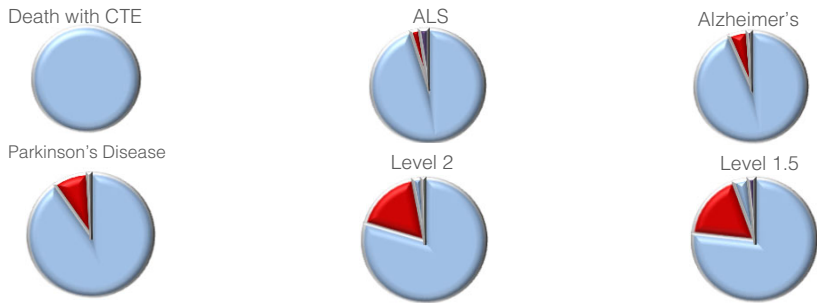
- Retired Player  
1,659 (79%)
- Representative Claimant  
451 (21%)

### SECTION 4: QUALIFYING DIAGNOSIS ASSERTED IN MONETARY AWARD CLAIMS

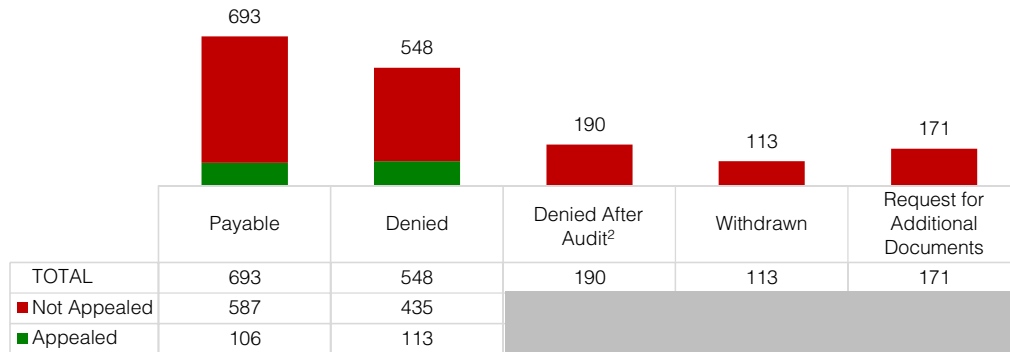


## SECTION 5: QUALIFYING DIAGNOSIS DATE ASSERTED IN MONETARY AWARD CLAIMS

■ Pre-Effective Date: 1,578    ■ Post-Effective Date: 384    ■ No Date Asserted: 148



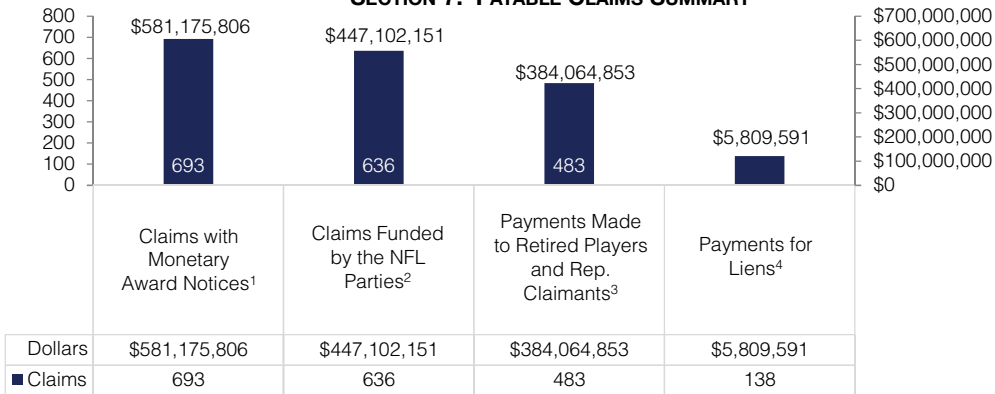
## SECTION 6: NOTICES ISSUED ON MONETARY AWARD CLAIMS: 1,715<sup>1</sup>



<sup>1</sup> Section 6 counts all Monetary Award claims that have received a notice after claim processing. Claims receiving multiple notices are counted only once based on the most recent notice issued. The number of appealed notices reflects only claims that have been appealed on the most recent notice issued. For a cumulative total of all appeals, see Section 9.

<sup>2</sup> The results of the audit closed these claims and directed further alternatives for these Settlement Class Members.

## SECTION 7: PAYABLE CLAIMS SUMMARY



<sup>1</sup> The dollars and number of claims shown are the number of notices issued before holdbacks for potential Derivative Claimants, common benefit fees, liens and any determinations on appeals.

<sup>2</sup> The dollars and number of claims shown here include claims from Retired Players, Representative Claimants and Derivative Claimants.

<sup>3</sup> The dollars shown here include payments issued on behalf of Settlement Class Members to Third-Party Funders who have accepted rescission of prohibited assignments entered into with Settlement Class Members.

<sup>4</sup> The claims shown here reflect the Settlement Class Members on whose behalf the Settlement Program has issued payments to resolve liens. The dollars shown here reflect all payments the Settlement Program has made on behalf of Settlement Class Members to resolve liens, including (1) payments to the Lien Resolution Administrator to resolve medical liens, (2) payments to the Lien Resolution Administrator for their lien fees, and (3) payments directly to lienholders to resolve non-medical liens.

## SECTION 8

## STATUS OF MONETARY AWARD CLAIMS (BASED ON LAST NOTICE OR ACTION ON CLAIM)

|     |   | CTE       | ALS       | Alzheimer's Disease | Parkinson's Disease | Level 2    | Level 1.5  | Unknown Qualifying Diagnosis | Total        | %           |
|-----|---|-----------|-----------|---------------------|---------------------|------------|------------|------------------------------|--------------|-------------|
| 1.  | In Review Process at Claims Administrator                 | 1         | 0         | 6                   | 1                   | 6          | 5          | 0                            | 19           | 1%          |
| 2.  | Notice Will Issue Tomorrow                                | 0         | 1         | 11                  | 1                   | 19         | 17         | 1                            | 50           | 2%          |
| 3.  | Needs Special Master Statute of Limitations Review        | 3         | 7         | 13                  | 5                   | 2          | 5          | 0                            | 35           | 2%          |
| 4.  | Last Notice was for Incomplete Claim Package <sup>1</sup> | 0         | 1         | 9                   | 2                   | 19         | 28         | 18                           | 77           | 5%          |
| 5.  | Ready for Review by AAP                                   | 0         | 0         | 5                   | 1                   | 2          | 10         | 0                            | 18           | 2%          |
| 6.  | Last Notice was Award Notice <sup>2</sup>                 | 1         | 1         | 20                  | 5                   | 23         | 24         | 0                            | 74           | 3%          |
| 7.  | Last Notice was Denial Notice <sup>3</sup>                | 0         | 0         | 4                   | 0                   | 15         | 27         | 4                            | 50           | 2%          |
| 8.  | On Appeal Now <sup>4</sup>                                | 2         | 1         | 6                   | 0                   | 21         | 16         | 1                            | 47           | 2%          |
| 9.  | In Audit Investigation <sup>5</sup>                       | 0         | 0         | 5                   | 1                   | 34         | 32         | 0                            | 72           | 5%          |
| 10. | In Audit-Failure to Provide Information                   | 0         | 0         | 1                   | 1                   | 65         | 119        | 0                            | 186          | 9%          |
| 11. | Adverse Audit Report with the Parties for Review          | 0         | 0         | 0                   | 0                   | 1          | 0          | 0                            | 1            | 0%          |
| 12. | Adverse Audit Report Awaiting Response from Those Audited | 0         | 0         | 0                   | 0                   | 0          | 0          | 0                            | 0            | 0%          |
| 13. | Adverse Audit Report with the Special Masters for Review  | 0         | 0         | 3                   | 0                   | 98         | 103        | 0                            | 204          | 9%          |
| 14. | Denied After Audit <sup>6</sup>                           | 0         | 0         | 35                  | 0                   | 74         | 81         | 0                            | 190          | 9%          |
| 15. | Final Denial  | 7         | 0         | 44                  | 8                   | 75         | 189        | 93                           | 416          | 19%         |
| 16. | Withdrawn   | 0         | 0         | 10                  | 1                   | 57         | 39         | 6                            | 113          | 5%          |
| 17. | Ready for Next Month's Payment List                       | 0         | 2         | 6                   | 1                   | 8          | 5          | 0                            | 22           | 3%          |
| 18. | On this Month's Payment List                              | 3         | 0         | 20                  | 8                   | 7          | 15         | 0                            | 53           | 3%          |
| 19. | Paid <sup>7</sup>   | 68        | 31        | 169                 | 86                  | 46         | 83         | 0                            | 483          | 20%         |
| 20. | <b>Total Claim Packages Submitted</b>                     | <b>85</b> | <b>44</b> | <b>367</b>          | <b>121</b>          | <b>572</b> | <b>798</b> | <b>123</b>                   | <b>2,110</b> | <b>100%</b> |

1. The Program has issued notices to 1,392 incomplete claim packages, which is 70% of all Level 1.5 and Level 2 claims and 58% of all other claims.

2. For details on all claims receiving an Award Notice and the dollar values assigned, see Sections 7 and 11.

3. For details on all denied claims, including the denial reasons, see Section 10.

4. For details on all appeals filed by Settlement Class Members and the NFL parties, see Section 9.

5. The Program has audited 1,154, or 57%, of all claims, including 502 claims removed from audit and put back into the claims review process, 258 claims currently in Audit Investigation, 204 claims on Adverse Audit Reports with the Parties or Special Masters for Review or awaiting a response from those audited and 190 claims denied after audit.

6. The results of the audit denied these claims and directed further alternatives for these Settlement Class Members.

7. For total dollars paid to or on behalf of these Settlement Class Members, see Part 5 of Section 11.



# CONCUSSION SETTLEMENT

IN RE: NATIONAL FOOTBALL LEAGUE PLAYERS' CONCUSSION INJURY LITIGATION  
No. 2:12-md-02323 (E.D. Pa.)

## SECTION 9

## STATUS OF ALL APPEALS ON MONETARY AWARD CLAIMS

|    | Status <sup>1</sup>                     | Appealed by Class Member | Appealed by NFL Parties | Total |
|----|---|--------------------------|-------------------------|-------|
| A. | Payable Claims                          | 24                       | 103                     | 127   |
| 1. | Appeal Filed and in Preliminary Steps   | 2                        | 5                       | 7     |
| 2. | Appellee's Opposition Memo Not Received | 3                        | 4                       | 7     |
| 3. | Appellee's Opposition Memo Received     | 2                        | 15                      | 17    |
| 4. | Remanded to Claims Administrator        | 4                        | 1                       | 5     |
| 5. | With Special Masters for Decision       | 0                        | 9                       | 9     |
| 6. | Result Upheld on Appeal                 | 10                       | 54                      | 64    |
| 7. | Result Overturned on Appeal             | 2                        | 3                       | 5     |
| 8. | Closed or Withdrawn <sup>2</sup>        | 1                        | 12                      | 13    |
| B. | Denied Claims                           | 166                      | 0                       | 166   |
| 1. | Appeal Filed and in Preliminary Steps   | 20                       | 0                       | 20    |
| 2. | Appellee's Opposition Memo Not Received | 26                       | 0                       | 26    |
| 3. | Appellee's Opposition Memo Received     | 19                       | 0                       | 19    |
| 4. | Remanded to Claims Administrator        | 43                       | 0                       | 43    |
| 5. | With Special Masters for Decision       | 5                        | 0                       | 5     |
| 6. | Result Upheld on Appeal                 | 48                       | 0                       | 48    |
| 7. | Result Overturned on Appeal             | 0                        | 0                       | 0     |
| 8. | Closed or Withdrawn <sup>2</sup>        | 5                        | 0                       | 5     |
| C. | TOTAL APPEALS                           | 190                      | 103                     | 293   |

<sup>1</sup> Co-Lead Class Counsel has filed statements in 29 of the Appeals across multiple statuses in the Appeals Process.

<sup>2</sup> These are appeals we are no longer processing because (1) the appealing party withdrew or (2) it was closed after being in audit.

| <b>SECTION 10 REASONS IN NOTICES OF DENIAL ISSUED ON MONETARY AWARD CLAIMS</b> |   |                |
|--|---|----------------|
|  | <b>Reason Claim Denied</b>  | <b>Notices</b> |
| <b>1.</b>  | <b>Death with CTE Claims</b>  | <b>9</b>       |
|  | (a) Death Occurred After Final Approval   | 4              |
|  | (b) Death Occurred Before 7/7/14 but Qualifying Diagnosis Was After Final Approval            | 2              |
|  | (c) Death Between 7/7/14 & 4/22/15; Qualifying Diagnosis was greater than 270 Days From Death | 1              |
|  | (d) Appeals Advisory Panel Denial - Diagnosis Made by Inappropriate Physician                 | 0              |
|  | (e) Appeals Advisory Panel Denial - Not Death with CTE  | 0              |
|  | (f) Complete Claim Package Never Provided by Class Member                                     | 2              |
| <b>2.</b>  | <b>ALS Claims</b>   | <b>1</b>       |
|  | Complete Claim Package Never Provided by Class Member   | 1              |
| <b>3.</b>  | <b>Alzheimer's Disease Claims</b>   | <b>53</b>      |
|  | (a) Appeals Advisory Panel Denial - Diagnosis Made by Inappropriate Physician                 | 8              |
|  | (b) Appeals Advisory Panel Denial - Not Alzheimer's Disease                                   | 43             |
|  | (c) Physician Not Qualified to Sign Diagnosis Physician Certification Form                    | 1              |
|  | (d) Complete Claim Package Never Provided by Class Member                                     | 8              |
| <b>4.</b>  | <b>Parkinson's Disease Claims</b>   | <b>8</b>       |
|  | (a) Appeals Advisory Panel Denial - Diagnosis Made by Inappropriate Physician                 | 3              |
|  | (b) Appeals Advisory Panel Denial - Not Parkinson's Disease                                   | 6              |
|  | (c) Complete Claim Package Never Provided by Class Member                                     | 0              |
| <b>5.</b>  | <b>Level 2 Claims</b>   | <b>126</b>     |
|  | (a) Appeals Advisory Panel Denial - Diagnosis Made by Inappropriate Physician                 | 8              |
|  | (b) Appeals Advisory Panel Denial - Not Level 2   | 93             |
|  | (c) Physician Not Qualified to Sign Diagnosis Physician Certification Form                    | 17             |
|  | (d) Complete Claim Package Never Provided by Class Member                                     | 14             |
| <b>6.</b>  | <b>Level 1.5 Claims</b>   | <b>253</b>     |
|  | (a) Appeals Advisory Panel Denial - Diagnosis Made by Inappropriate Physician                 | 19             |
|  | (b) Appeals Advisory Panel Denial - Not Level 1.5   | 179            |
|  | (c) Physician Not Qualified to Sign Diagnosis Physician Certification Form                    | 12             |
|  | (d) Complete Claim Package Never Provided by Class Member                                     | 58             |
| <b>7.</b>  | <b>Unconfirmed Qualifying Diagnosis - Complete Claim Package Not Provided</b>                 | <b>98</b>      |
| <b>8.</b>  | <b>TOTAL DENIAL REASONS PROVIDED ON NOTICES</b>   | <b>548</b>     |
| <b>9.</b>  | <b>TOTAL NUMBER OF SETTLEMENT CLASS MEMBERS RECEIVING A DENIAL NOTICE</b>                     | <b>539</b>     |



# CONCUSSION SETTLEMENT

IN RE: NATIONAL FOOTBALL LEAGUE PLAYERS' CONCUSSION INJURY LITIGATION  
No. 2:12-md-02323 (E.D. Pa.)

## SECTION 11

## MONETARY AWARD PAYMENTS

|    | Status by Confirmed Qualifying Diagnosis   | Number     | Amount               |
|----|--|------------|----------------------|
| 1. | <b>Notices of Monetary Award (Dollars Shown are Before Holdbacks)</b>  | <b>693</b> | <b>\$581,175,806</b> |
|    | (a) Death with CTE   | 72         | \$89,005,814         |
|    | (b) ALS  | 34         | \$89,914,866         |
|    | (c) Alzheimer's Disease  | 219        | \$104,634,232        |
|    | (d) Parkinson's Disease  | 100        | \$66,316,096         |
|    | (e) Level 2.0 Neurocognitive Impairment  | 113        | \$138,070,253        |
|    | (f) Level 1.5 Neurocognitive Impairment  | 155        | \$93,234,544         |
| 2. | <b>Not Ready to be Included on the Next Monthly Payment List; or a Claim Hold is in Place (Dollars Shown are Before Holdbacks)</b> | <b>135</b> | <b>\$138,987,562</b> |
|    | (a) Death with CTE   | 1          | \$51,035             |
|    | (b) ALS  | 1          | \$40,828             |
|    | (c) Alzheimer's Disease  | 24         | \$16,133,235         |
|    | (d) Parkinson's Disease  | 5          | \$525,252            |
|    | (e) Level 2.0 Neurocognitive Impairment  | 52         | \$84,868,572         |
|    | (f) Level 1.5 Neurocognitive Impairment  | 52         | \$37,368,640         |
| 3. | <b>Ready to be Included on the Next Monthly Payment List (Dollars Shown are Before Holdbacks)</b>                                  | <b>22</b>  | <b>\$10,764,608</b>  |
|    | (a) Death with CTE   | 0          | \$0                  |
|    | (b) ALS  | 2          | \$3,171,825          |
|    | (c) Alzheimer's Disease  | 6          | \$1,447,352          |
|    | (d) Parkinson's Disease  | 1          | \$869,636            |
|    | (e) Level 2.0 Neurocognitive Impairment  | 8          | \$2,680,767          |
|    | (f) Level 1.5 Neurocognitive Impairment  | 5          | \$2,595,028          |
| 4. | <b>Claims in the Payment Process (Dollars Shown are After Holdbacks)</b>   | <b>53</b>  | <b>\$21,557,966</b>  |
|    | (a) Death with CTE   | 3          | \$4,204,161          |
|    | (b) ALS  | 0          | \$0                  |
|    | (c) Alzheimer's Disease  | 20         | \$6,667,620          |
|    | (d) Parkinson's Disease  | 8          | \$2,029,969          |
|    | (e) Level 2.0 Neurocognitive Impairment  | 7          | \$5,015,583          |
|    | (f) Level 1.5 Neurocognitive Impairment  | 15         | \$3,640,632          |
| 5. | <b>Paid Claims/Paid to or on Behalf of Class Members or to Lien Holders<sup>1</sup></b>  | <b>593</b> | <b>\$384,714,349</b> |
|    | (a) Death with CTE   | 68         | \$81,082,544         |
|    | (b) ALS  | 31         | \$81,202,659         |
|    | (c) Alzheimer's Disease  | 169        | \$75,931,819         |
|    | (d) Parkinson's Disease  | 86         | \$59,963,112         |
|    | (e) Level 2.0 Neurocognitive Impairment  | 46         | \$40,390,898         |
|    | (f) Level 1.5 Neurocognitive Impairment  | 83         | \$45,493,821         |
|    | (g) Derivative Claimants   | 110        | \$649,496            |

<sup>1</sup> The dollars shown here reflect payments issued to Settlement Class Members and on their behalf after all applicable deductions (e.g., Common Benefits Fees, lien holdbacks, potential rescission amounts for Third-Party Funders, etc.).