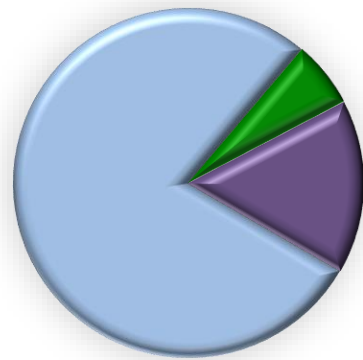


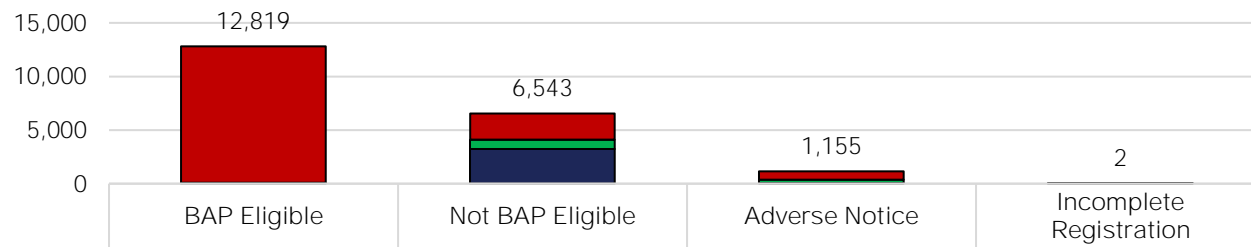
## NFL SETTLEMENT PROGRAM SUMMARY REPORT (AS OF 12/17/18)

### SECTION 1: TIMELY REGISTRATIONS TOTAL: 20,519




- Retired Player  
15,954 (78%)
- Representative Claimant  
1,269 (6%)
- Derivative Claimant  
3,296 (16%)

### SECTION 2: REGISTRATION NOTICES ISSUED BY TYPE TOTAL: 20,519



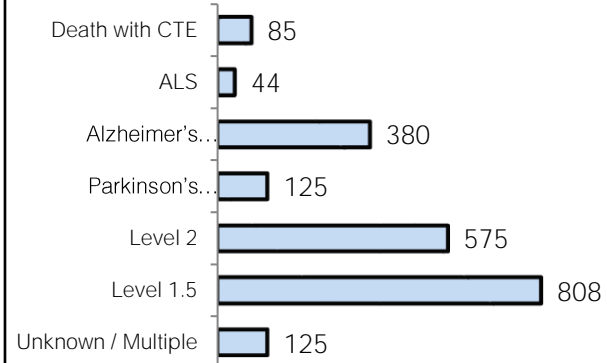
	BAP Eligible	Not BAP Eligible	Adverse Notice	Incomplete Registration
TOTAL	12,819	6,543	1,155	2
■ Retired Player	12,719	2,434	801	0
■ Representative	100	866	302	1
■ Derivative	0	3,243	52	1

### SECTION 3: MONETARY AWARD CLAIMS SUBMITTED: 2,142



- Retired Player  
1,681 (78%)
- Representative Claimant  
461 (22%)

### SECTION 4: QUALIFYING DIAGNOSIS ASSERTED IN MONETARY AWARD CLAIMS



## SECTION 5: QUALIFYING DIAGNOSIS DATE ASSERTED IN MONETARY AWARD CLAIMS

■ Pre-Effective Date: 1,589    ■ Post-Effective Date: 404    ■ No Date Asserted: 149

Death with CTE



ALS



Alzheimer's



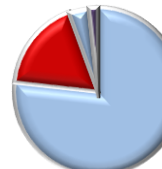
Parkinson's Disease



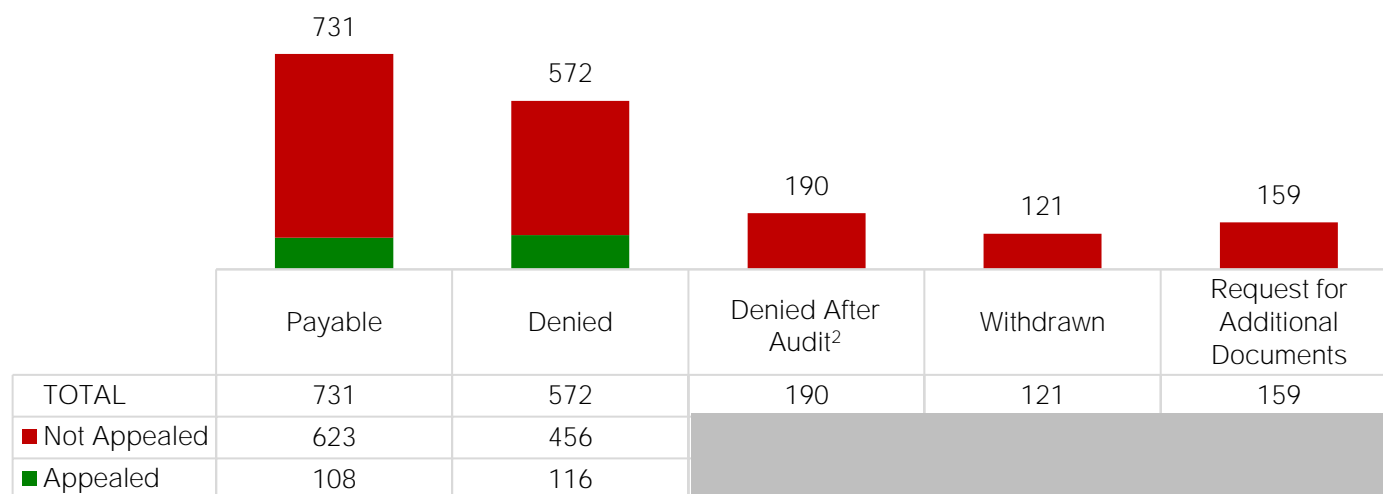
Level 2



Level 1.5



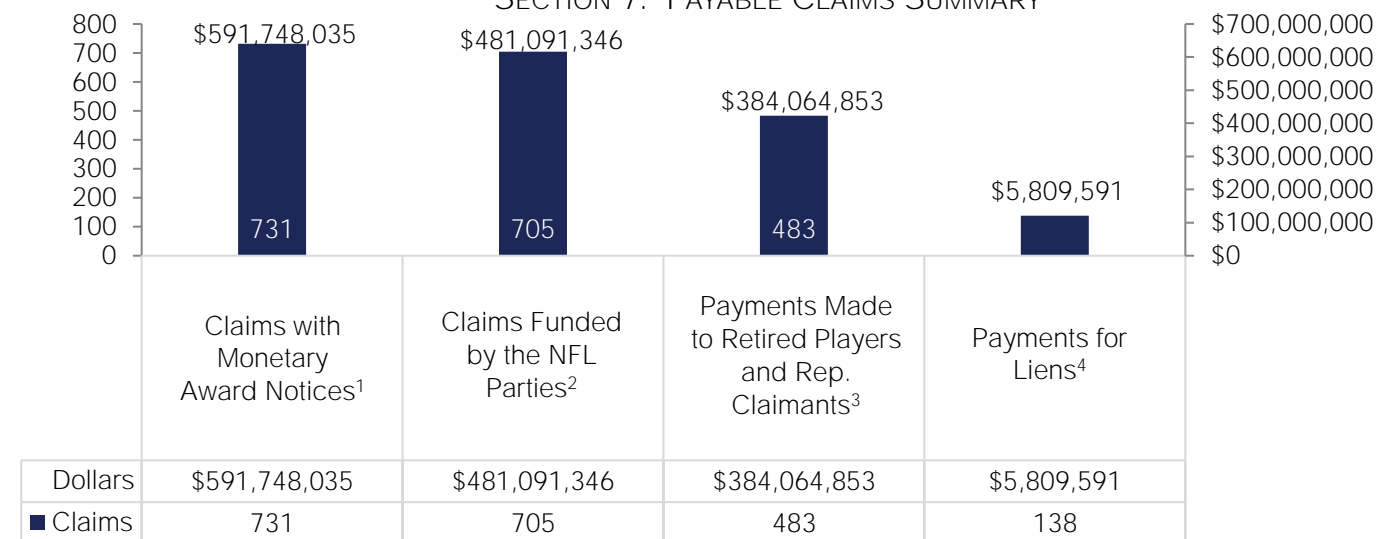
## SECTION 6: NOTICES ISSUED ON MONETARY AWARD CLAIMS: 1,773



<sup>1</sup> Section 6 counts all Monetary Award claims that have received a notice after claim processing. Claims receiving multiple notices are counted only once based on the most recent notice issued. The number of appealed notices reflects only claims that have been appealed on the most recent notice issued. For a cumulative total of all appeals, see Section 9.

<sup>2</sup> The results of the audit closed these claims and directed further alternatives for these Settlement Class Members.

## SECTION 7: PAYABLE CLAIMS SUMMARY



<sup>1</sup> The dollars and number of claims shown are the number of notices issued before holdbacks for potential Derivative Claimants, common benefit fees, liens and any determinations on appeals.

<sup>2</sup> The dollars and number of claims shown include claims from Retired Players, Representative Claimants and Derivative Claimants.

<sup>3</sup> The dollars shown include payments issued on behalf of Settlement Class Members to Third-Party Funders who have accepted rescission of prohibited assignments entered into with Settlement Class Members.

<sup>4</sup> The claims shown reflect the Settlement Class Members on whose behalf the Settlement Program has issued payments to resolve liens. The dollars shown reflect all payments the Settlement Program has made on behalf of Settlement Class Members to resolve liens, including (1) payments to the Lien Resolution Administrator to resolve medical liens, (2) payments to the Lien Resolution Administrator for its lien fees, and (3) payments directly to lienholders to resolve non-medical liens.

SECTION 8

STATUS OF MONETARY AWARD CLAIMS  
(BASED ON LAST NOTICE OR ACTION ON CLAIM)

		CTE	ALS	Alzheimer's Disease	Parkinson's Disease	Level 2	Level 1.5	Unknown Qualifying Diagnosis	Total	%
1.	In Review Process at Claims Administrator	0	0	3	0	7	7	1	18	<1%
2.	Notice Will Issue Tomorrow	0	0	7	2	8	9	0	26	1%
3.	Needs Special Master Statute of Limitations Review	3	7	14	5	2	5	0	36	1%
4.	Last Notice was for Incomplete Claim Package <sup>1</sup>	0	1	11	4	17	22	17	72	3%
5.	Ready for Review by AAP	1	0	3	0	2	7	0	13	<1%
6.	Last Notice was Award Notice <sup>2</sup>	0	2	19	6	26	31	0	84	3%
7.	Last Notice was Denial Notice <sup>3</sup>	0	0	4	0	16	22	4	46	2%
8.	On Appeal Now <sup>4</sup>	2	0	7	0	14	14	1	38	1%
9.	In Audit Investigation <sup>5</sup>	0	0	6	0	42	36	0	84	3%
10.	In Audit-Failure to Provide Information	0	0	1	1	66	114	0	182	8%
11.	Adverse Audit Report with the Parties for Review	0	0	0	0	1	0	0	1	<1%
12.	Adverse Audit Report Awaiting Response from Those Audited	0	0	0	0	0	0	0	0	0%
13.	Adverse Audit Report with the Special Masters for Review	0	0	3	0	89	102	0	194	9%
14.	Denied After Audit <sup>6</sup>	0	0	35	0	74	81	0	190	8%
15.	Final Denial	7	1	46	8	87	203	96	448	20%
16.	Withdrawn	0	0	11	1	58	45	6	121	5%
17.	Ready for Next Month's Payment List	0	1	5	2	2	2	0	12	<1%
18.	On this Month's Payment List	4	1	36	10	18	25	0	94	4%
19.	Paid <sup>7</sup>	68	31	169	86	46	83	0	483	22%
20.	<b>Total Claim Packages Submitted</b>	<b>85</b>	<b>44</b>	<b>380</b>	<b>125</b>	<b>575</b>	<b>808</b>	<b>125</b>	<b>2,142</b>	<b>100%</b>

1. The Program has issued notices to 1,411 incomplete claim packages, which is 69% of all Level 1.5 and Level 2 claims and 60% of all other claims.

2. For details on all claims receiving an Award Notice and the dollar values assigned, see Sections 7 and 11.

3. For details on all denied claims, including the denial reasons, see Section 10.

4. For details on all appeals filed by Settlement Class Members and the NFL parties, see Section 9.

5. The Program has audited 1,156, or 55%, of all claims, including 508 claims removed from audit and put back into the claims review process, 266 claims currently in Audit Investigation, 195 claims on Adverse Audit Reports with the Parties or Special Masters for Review or awaiting a response from those audited and 190 claims denied after audit.

6. The results of the audit denied these claims and directed further alternatives for these Settlement Class Members.

7. For total dollars paid to or on behalf of these Settlement Class Members, see Part 5 of Section 11.



# CONCUSSION SETTLEMENT

IN RE: NATIONAL FOOTBALL LEAGUE PLAYERS' CONCUSSION INJURY LITIGATION  
No. 2:12-md-02323 (E.D. Pa.)

SECTION 9		STATUS OF ALL APPEALS ON MONETARY AWARD CLAIMS		
	Status <sup>1</sup>	Appealed by Class Member	Appealed by NFL Parties	Total
A.	Payable Claims	25	106	131
1.	Appeal Filed and in Preliminary Steps	1	5	6
2.	Appellee's Opposition Memo Not Received	1	5	6
3.	Appellee's Opposition Memo Received	2	15	17
4.	Remanded to Claims Administrator	5	1	6
5.	With Special Masters for Decision	2	5	7
6.	Result Upheld on Appeal	10	57	67
7.	Result Overturned on Appeal	2	6	8
8.	Closed or Withdrawn <sup>2</sup>	2	12	14
B.	Denied Claims	170	0	170
1.	Appeal Filed and in Preliminary Steps	27	0	27
2.	Appellee's Opposition Memo Not Received	21	0	21
3.	Appellee's Opposition Memo Received	10	0	10
4.	Remanded to Claims Administrator	36	0	36
5.	With Special Masters for Decision	18	0	18
6.	Result Upheld on Appeal	53	0	53
7.	Result Overturned on Appeal	0	0	0
8.	Closed or Withdrawn <sup>2</sup>	5	0	5
C.	TOTAL APPEALS	195	106	301

<sup>1</sup> Co-Lead Class Counsel has filed statements in 30 of the Appeals across multiple statuses in the Appeals Process.

<sup>2</sup> These are appeals we are no longer processing because (1) the appealing party withdrew or (2) it was closed after being in audit.

SECTION 10		REASONS IN NOTICES OF DENIAL ISSUED ON MONETARY AWARD CLAIMS
	Reason Claim Denied	Notices
1.	<b>Death with CTE Claims</b>	<b>9</b>
	(a) Death Occurred After Final Approval	4
	(b) Death Occurred Before 7/7/14 but Qualifying Diagnosis Was After Final Approval	2
	(c) Death Between 7/7/14 & 4/22/15; Qualifying Diagnosis was greater than 270 Days From Death	1
	(d) Appeals Advisory Panel Denial - Diagnosis Made by Inappropriate Physician	0
	(e) Appeals Advisory Panel Denial - Not Death with CTE	0
	(f) Complete Claim Package Never Provided by Class Member	2
2.	<b>ALS Claims</b>	<b>1</b>
	Complete Claim Package Never Provided by Class Member	1
3.	<b>Alzheimer's Disease Claims</b>	<b>57</b>
	(a) Appeals Advisory Panel Denial - Diagnosis Made by Inappropriate Physician	8
	(b) Appeals Advisory Panel Denial - Not Alzheimer's Disease	45
	(c) Physician Not Qualified to Sign Diagnosis Physician Certification Form	1
	(d) Complete Claim Package Never Provided by Class Member	9
4.	<b>Parkinson's Disease Claims</b>	<b>8</b>
	(a) Appeals Advisory Panel Denial - Diagnosis Made by Inappropriate Physician	3
	(b) Appeals Advisory Panel Denial - Not Parkinson's Disease	6
	(c) Complete Claim Package Never Provided by Class Member	0
5.	<b>Level 2 Claims</b>	<b>137</b>
	(a) Appeals Advisory Panel Denial - Diagnosis Made by Inappropriate Physician	8
	(b) Appeals Advisory Panel Denial - Not Level 2	94
	(c) Physician Not Qualified to Sign Diagnosis Physician Certification Form	17
	(d) Complete Claim Package Never Provided by Class Member	18
6.	<b>Level 1.5 Claims</b>	<b>259</b>
	(a) Appeals Advisory Panel Denial - Diagnosis Made by Inappropriate Physician	19
	(b) Appeals Advisory Panel Denial - Not Level 1.5	179
	(c) Physician Not Qualified to Sign Diagnosis Physician Certification Form	12
	(d) Complete Claim Package Never Provided by Class Member	63
7.	<b>Unconfirmed Qualifying Diagnosis - Complete Claim Package Not Provided</b>	<b>101</b>
8.	<b>TOTAL DENIAL REASONS PROVIDED ON NOTICES</b>	<b>572</b>
9.	<b>TOTAL NUMBER OF SETTLEMENT CLASS MEMBERS RECEIVING A DENIAL NOTICE</b>	<b>552</b>



# CONCUSSION SETTLEMENT

IN RE: NATIONAL FOOTBALL LEAGUE PLAYERS' CONCUSSION INJURY LITIGATION  
No. 2:12-md-02323 (E.D. Pa.)

## SECTION 11

## MONETARY AWARD PAYMENTS

	Status by Confirmed Qualifying Diagnosis	Number	Amount
<b>1.</b>	<b>Notices of Monetary Award (Dollars Shown are Before Holdbacks)</b>	<b>731</b>	<b>\$591,748,035</b>
	(a) Death with CTE	72	\$89,005,814
	(b) ALS	35	\$92,466,616
	(c) Alzheimer's Disease	234	\$110,371,434
	(d) Parkinson's Disease	104	\$66,745,531
	(e) Level 2.0 Neurocognitive Impairment	117	\$135,416,637
	(f) Level 1.5 Neurocognitive Impairment	169	\$97,742,003
<b>2.</b>	<b>Not Ready to be Included on the Next Monthly Payment List; or a Claim Hold is in Place (Dollars Shown are Before Holdbacks)</b>	<b>142</b>	<b>\$136,827,904</b>
	(a) Death with CTE	0	\$0
	(b) ALS	2	\$2,661,475
	(c) Alzheimer's Disease	24	\$15,276,664
	(d) Parkinson's Disease	6	\$625,409
	(e) Level 2.0 Neurocognitive Impairment	51	\$77,293,548
	(f) Level 1.5 Neurocognitive Impairment	59	\$40,970,807
<b>3.</b>	<b>Ready to be Included on the Next Monthly Payment List (Dollars Shown are Before Holdbacks)</b>	<b>12</b>	<b>\$2,873,474</b>
	(a) Death with CTE	0	\$0
	(b) ALS	1	\$40,828
	(c) Alzheimer's Disease	5	\$1,861,348
	(d) Parkinson's Disease	2	\$174,131
	(e) Level 2.0 Neurocognitive Impairment	2	\$592,006
	(f) Level 1.5 Neurocognitive Impairment	2	\$205,160
<b>4.</b>	<b>Claims in the Payment Process (Dollars Shown are After Holdbacks)</b>	<b>94</b>	<b>\$42,180,987</b>
	(a) Death with CTE	4	\$4,255,196
	(b) ALS	1	\$3,062,100
	(c) Alzheimer's Disease	36	\$12,847,397
	(d) Parkinson's Disease	10	\$3,054,752
	(e) Level 2.0 Neurocognitive Impairment	18	\$12,025,751
	(f) Level 1.5 Neurocognitive Impairment	25	\$6,935,792
<b>5.</b>	<b>Paid Claims/Paid to or on Behalf of Class Members or to Lien Holders<sup>1</sup></b>	<b>593</b>	<b>\$384,714,349</b>
	(a) Death with CTE	68	\$81,082,544
	(b) ALS	31	\$81,202,659
	(c) Alzheimer's Disease	169	\$75,931,819
	(d) Parkinson's Disease	86	\$59,963,112
	(e) Level 2.0 Neurocognitive Impairment	46	\$40,390,898
	(f) Level 1.5 Neurocognitive Impairment	83	\$45,493,821
	(g) Derivative Claimants	110	\$649,496

<sup>1</sup> The dollars shown reflect payments issued to Settlement Class Members and on their behalf after all applicable deductions (e.g., Common Benefits Fees, lien holdbacks, potential rescission amounts for Third-Party Funders, etc.).