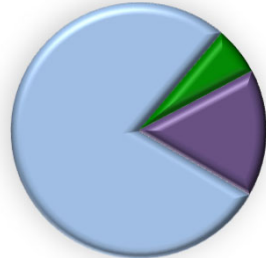


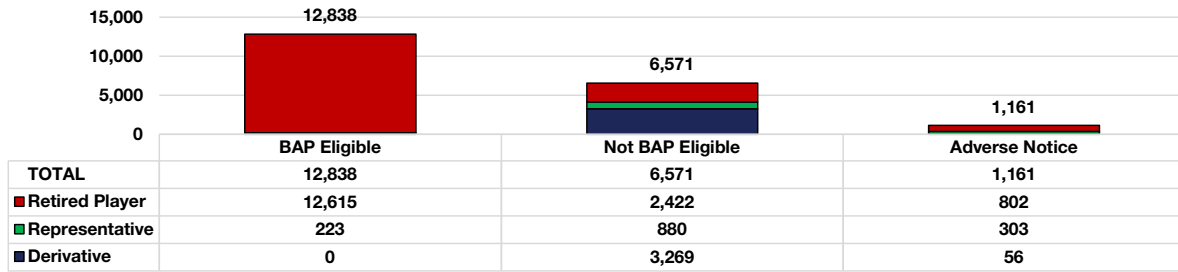
## NFL SETTLEMENT PROGRAM SUMMARY REPORT (As of 1/3/23)

### SECTION 1: TIMELY REGISTRATIONS TOTAL: 20,570 (17,245 RETIRED PLAYER AND REPRESENTATIVE CLAIMANTS)



- Retired Player  
15,839 (77%)
- Representative Claimant  
1,406 (7%)
- Derivative Claimant  
3,325 (16%)

### SECTION 2: REGISTRATION NOTICES ISSUED BY TYPE TOTAL: 20,570



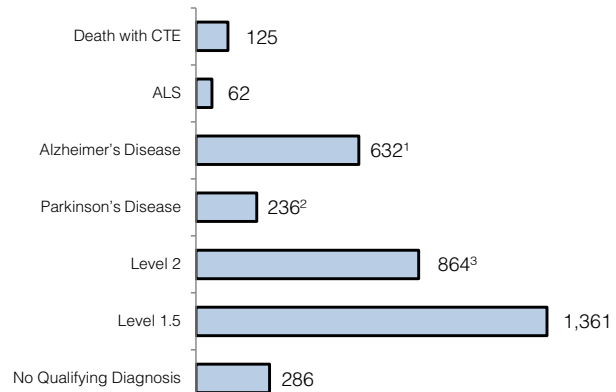
### SECTION 3: MONETARY AWARD CLAIMS SUBMITTED: 3,566<sup>1</sup>



- Retired Player  
2,737 (77%)
- Representative Claimant  
829 (23%)

<sup>1</sup>Total includes 56 Supplemental Monetary Award Claims submitted by Retired Players and three from Representative Claimants.

### SECTION 4: QUALIFYING DIAGNOSIS ASSERTED IN MONETARY AWARD CLAIMS

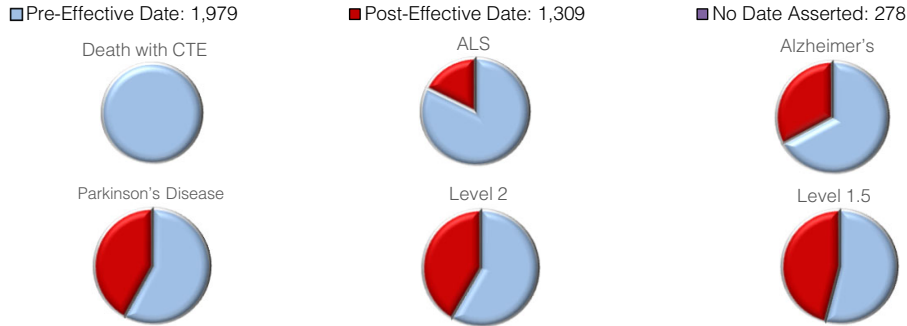


<sup>1</sup>Includes 40 Supplemental Monetary Award Claims.

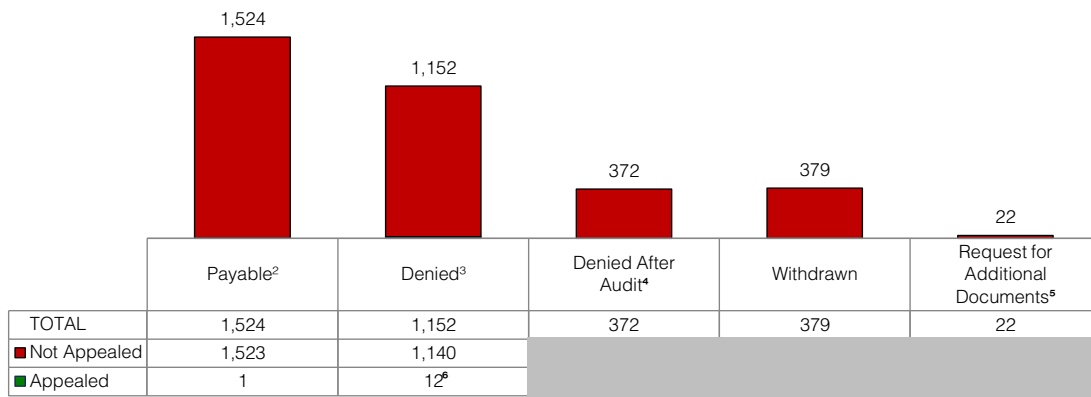
<sup>2</sup>Includes 6 Supplemental Monetary Award Claims.

<sup>3</sup>Includes 13 Supplemental Monetary Award Claims.

## SECTION 5: QUALIFYING DIAGNOSIS DATE ASSERTED IN MONETARY AWARD CLAIMS



## SECTION 6: NOTICES ISSUED ON MONETARY AWARD CLAIMS: 3,449<sup>1</sup>



<sup>1</sup> Section 6 counts all Monetary Award claims that have received a notice after claim processing. Claims receiving multiple notices are counted only once based on the most recent notice issued. The number of appealed notices reflects only claims that have been appealed on the most recent notice issued. For a cumulative total of all appeals, see Section 9.

<sup>2</sup> Includes 36 payable Supplemental Monetary Award Notices.

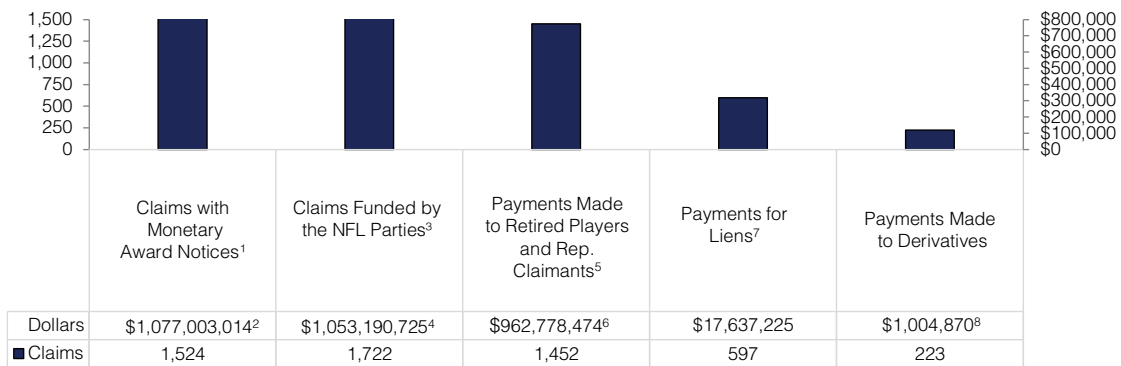
<sup>3</sup> Includes seven denied Supplemental Monetary Award Notices.

<sup>4</sup> The results of the audit closed these claims and directed further alternatives for these Settlement Class Members.

<sup>5</sup> Includes three Notices of Supplemental Request for Additional Documents.

<sup>6</sup> Includes two appeals of Notices of Denial of Supplemental Monetary Award.

## SECTION 7: PAYABLE CLAIMS SUMMARY



<sup>1</sup> The dollars and number of claims shown are the number of notices issued before holdbacks for potential Derivative Claimants, common benefit fees, liens and any determinations on appeals.

<sup>2</sup> Amount includes 36 Supplemental Monetary Awards for \$15,876,559.

<sup>3</sup> The dollars and number of claims shown include claims from Retired Players, Representative Claimants, and Derivative Claimants.

<sup>4</sup> Claims Funded by NFL Parties includes 29 Supplemental Monetary Claims for \$11,266,919 and 227 Derivative Claims for \$1,060,154.

<sup>5</sup> The dollars shown include payments issued on behalf of Settlement Class Members to Third-Party Funders who have accepted rescission of prohibited assignments entered into with Settlement Class Members.

<sup>6</sup> Payments Made to Retired Players and Representative Claimants include 27 Supplemental Monetary Claims for \$8,570,188.

<sup>7</sup> The claims shown reflect the Settlement Class Members on whose behalf the Settlement Program has issued payments to resolve liens. The dollars shown reflect all payments the Settlement Program has made on behalf of Settlement Class Members to resolve liens, including (1) payments to the Lien Resolution Administrator to resolve medical liens, (2) payments to the Lien Resolution Administrator for its lien fees, and (3) payments directly to lienholders to resolve non-medical liens.

<sup>8</sup> The dollars shown include Supplemental Derivative Claimant Award payments.

## SECTION 8

### STATUS OF MONETARY AWARD CLAIMS (BASED ON LAST NOTICE OR ACTION ON CLAIM)

|     |   | CTE        | ALS       | Alzheimer's Disease | Parkinson's Disease | Level 2    | Level 1.5    | No Qualifying Diagnosis | Total        | %           |
|-----|---|------------|-----------|---------------------|---------------------|------------|--------------|-------------------------|--------------|-------------|
| 1.  | In Review Process at Claims Administrator                   | 0          | 0         | 16                  | 5                   | 19         | 19           | 4                       | 63           | 2%          |
| 2.  | MAF Rule 20 Deviation Explanation Required                  | 0          | 0         | 0                   | 0                   | 1          | 0            | 0                       | 1            | <1%         |
| 3.  | Special Master Remanded Claim to Claims Administrator       | 0          | 0         | 0                   | 0                   | 0          | 0            | 0                       | 0            | 0%          |
| 4.  | Notice Ready to Issue                                       | 0          | 0         | 18                  | 4                   | 9          | 12           | 0                       | 43           | 1%          |
| 5.  | Last Notice was for Incomplete Claim Package <sup>1</sup>   | 0          | 0         | 0                   | 0                   | 0          | 4            | 2                       | 6            | <1%         |
| 6.  | Ready for Review by AAP                                     | 0          | 0         | 11                  | 2                   | 1          | 2            | 0                       | 16           | <1%         |
| 7.  | Last Notice was Award Notice <sup>2</sup>                   | 0          | 0         | 3                   | 6                   | 9          | 15           | 0                       | 33           | <1%         |
| 8.  | Last Notice was Denial Notice <sup>3</sup>                  | 0          | 0         | 3                   | 0                   | 2          | 4            | 2                       | 11           | <1%         |
| 9.  | On Appeal Now <sup>4</sup>                                  | 0          | 0         | 3                   | 0                   | 6          | 3            | 1                       | 13           | <1%         |
| 10. | In Audit Investigation <sup>5</sup>                         | 0          | 0         | 0                   | 0                   | 3          | 5            | 2                       | 10           | <1%         |
| 11. | In Audit-Failure to Provide Information                     | 0          | 0         | 0                   | 0                   | 0          | 0            | 0                       | 0            | 0%          |
| 12. | Referred to the Special Investigator by the Special Masters | 0          | 0         | 0                   | 0                   | 0          | 0            | 0                       | 0            | 0%          |
| 13. | Adverse Audit Report with the Parties for Review            | 0          | 0         | 0                   | 0                   | 0          | 0            | 0                       | 0            | 0%          |
| 14. | Adverse Audit Report Awaiting Response from Those Audited   | 0          | 0         | 0                   | 0                   | 0          | 0            | 0                       | 0            | 0%          |
| 15. | Adverse Audit Report with the Special Masters for Review    | 0          | 0         | 0                   | 0                   | 0          | 0            | 0                       | 0            | 0%          |
| 16. | Denied After Audit <sup>6</sup>                             | 0          | 0         | 38                  | 0                   | 150        | 182          | 2                       | 372          | 10%         |
| 17. | Final Denial  | 42         | 3         | 85                  | 12                  | 261        | 477          | 249                     | 1,129        | 32%         |
| 18. | Withdrawn   | 3          | 14        | 43                  | 16                  | 147        | 132          | 24                      | 379          | 11%         |
| 19. | Ready for Next Month's Payment List                         | 0          | 0         | 1                   | 2                   | 0          | 0            | 0                       | 3            | <1%         |
| 20. | On this Month's Payment List                                | 0          | 0         | 6                   | 2                   | 4          | 23           | 0                       | 35           | <1%         |
| 21. | Paid <sup>7</sup>   | 80         | 45        | 405                 | 187                 | 252        | 483          | 0                       | 1,452        | 41%         |
| 22. | <b>Total Claim Packages Submitted</b>                       | <b>125</b> | <b>62</b> | <b>632</b>          | <b>236</b>          | <b>864</b> | <b>1,361</b> | <b>286</b>              | <b>3,566</b> | <b>100%</b> |

1. The Program has issued notices to 2,233 incomplete claim packages, which is 67% of all Level 1.5 and Level 2 claims and 56% of all other claims.

2. For details on all claims receiving an Award Notice and the dollar values assigned, see Sections 7 and 11.

3. For details on all denied claims, including the denial reasons, see Section 10.

4. For details on all appeals filed by Settlement Class Members and the NFL parties, see Section 9.

5. The Program has audited 1,288, or 36%, of all claims, including 698 claims removed from audit and put back into the claims review process, 10 claims currently in Audit Investigation, 207 claims that were withdrawn while in audit, and 372 claims denied after audit.

6. The results of the audit denied these claims and directed further alternatives for these Settlement Class Members.

7. For total dollars paid to or on behalf of these Settlement Class Members, see Part 5 of Section 11.



# CONCUSSION SETTLEMENT

IN RE: NATIONAL FOOTBALL LEAGUE PLAYERS' CONCUSSION INJURY LITIGATION  
No. 2:12-md-02323 (E.D. Pa.)

## SECTION 9 STATUS OF ALL APPEALS ON MONETARY AWARD CLAIMS

|    | Status <sup>1</sup>                     | Appealed by Class Member | Appealed by NFL Parties | Total            |
|----|---|--------------------------|-------------------------|------------------|
| A. | Payable Claims                          | 81                       | 150                     | 231              |
| 1. | Appeal Filed and in Preliminary Steps   | 0                        | 0                       | 0                |
| 2. | Appellee's Opposition Memo Not Received | 0                        | 0                       | 0                |
| 3. | Appellee's Opposition Memo Received     | 0                        | 0                       | 0                |
| 4. | Remanded to Claims Administrator        | 36                       | 9                       | 45               |
| 5. | With Special Masters for Decision       | 1                        | 0                       | 1                |
| 6. | Result Upheld on Appeal                 | 31                       | 93                      | 124              |
| 7. | Result Overturned on Appeal             | 7                        | 27                      | 34               |
| 8. | Closed or Withdrawn <sup>2</sup>        | 6                        | 21                      | 27               |
| B. | Denied Claims                           | 421                      | 1                       | 422 <sup>3</sup> |
| 1. | Appeal Filed and in Preliminary Steps   | 1                        | 0                       | 1                |
| 2. | Appellee's Opposition Memo Not Received | 9                        | 1                       | 10               |
| 3. | Appellee's Opposition Memo Received     | 0                        | 0                       | 0                |
| 4. | Remanded to Claims Administrator        | 150                      | 0                       | 150              |
| 5. | With Special Masters for Decision       | 2                        | 0                       | 2                |
| 6. | Result Upheld on Appeal                 | 189                      | 0                       | 189              |
| 7. | Result Overturned on Appeal             | 10                       | 0                       | 10               |
| 8. | Closed or Withdrawn <sup>2</sup>        | 60                       | 0                       | 60               |
| C. | TOTAL APPEALS                           | 502                      | 151                     | 653              |

<sup>1</sup> Class Counsel has filed statements in 55 of the Appeals across multiple statuses in the Appeals Process.

<sup>2</sup> These are appeals we are no longer processing because (1) the appealing party withdrew or (2) it was closed after being in audit.

<sup>3</sup> Includes three appeals of Notices of Denial of Supplemental Monetary Award.

**NFL****CONCUSSION SETTLEMENT**IN RE: NATIONAL FOOTBALL LEAGUE PLAYERS' CONCUSSION INJURY LITIGATION  
No. 2:12-md-02323 (E.D. Pa.)**Section 10****Reasons in Notices of Denial Issued on Monetary Award Claims**

|           | <b>Reason</b>   | <b>Notices*</b> |
|-----------|---|-----------------|
| <b>1.</b> | <b>Death with CTE Claims</b>  | <b>42</b>       |
|           | (a) Claim Denied by Special Master  | 26              |
|           | (b) Death with CTE Denial - Death After Final Approval                      | 8               |
|           | (c) Incomplete Claim Package  | 6               |
|           | (d) Complete Claim Package Not Provided                                     | 4               |
|           | (e) Medical Records Do Not Support Claimed Qualifying Diagnosis             | 1               |
|           | (f) Death with CTE Denial - Death Before 7/7/14 and QD After Final Approval | 1               |
| <b>2.</b> | <b>ALS Claims</b>   | <b>3</b>        |
|           | (a) Incomplete Claim Package  | 3               |
|           | (b) Claim Denied by Special Master  | 1               |
| <b>3.</b> | <b>Alzheimer's Disease Claims</b>   | <b>91</b>       |
|           | (a) Appeals Advisory Panel Denial - Qualifying Diagnosis                    | 41              |
|           | (b) Incomplete Claim Package  | 17              |
|           | (c) Appeals Advisory Panel Denial - MAF Oversight                           | 13              |
|           | (d) Claim Denied by Special Master  | 11              |
|           | (e) Complete Claim Package Not Provided                                     | 8               |
|           | (f) Appeals Advisory Panel Denial - Inappropriate Physician                 | 6               |
|           | (f) Medical Records Do Not Support Claimed Qualifying Diagnosis             | 3               |
|           | (g) Duplicate of Previous Claim   | 3               |
|           | (i) No Qualifying Diagnosis   | 2               |
|           | (j) Disqualified Physician  | 1               |
|           | (k) Incomplete HIPAA Form   | 1               |
|           | (l) Diagnosis Not Later In Time   | 1               |
| <b>4.</b> | <b>Parkinson's Disease Claims</b>   | <b>12</b>       |
|           | (a) Appeals Advisory Panel Denial - Qualifying Diagnosis                    | 6               |
|           | (b) Appeals Advisory Panel Denial - Inappropriate Physician                 | 4               |
|           | (c) Incomplete Diagnosing Physician Certification Form                      | 2               |
|           | (d) Appeals Advisory Panel Denial - MAF Oversight                           | 1               |

**NFL****CONCUSSION SETTLEMENT**IN RE: NATIONAL FOOTBALL LEAGUE PLAYERS' CONCUSSION INJURY LITIGATION  
No. 2:12-md-02323 (E.D. Pa.)**Section 10****Reasons in Notices of Denial Issued on Monetary Award Claims**

|           | <b>Reason</b>   | <b>Notices*</b> |
|-----------|---|-----------------|
|           | (e) No Qualifying Diagnosis                                     | 1               |
|           | (f) Claim Denied by Special Master                              | 1               |
|           | (g) Claim Denied by Special Master                              | 1               |
| <b>5.</b> | <b>Level 2 Claims</b>   | <b>268</b>      |
|           | (a) Appeals Advisory Panel Denial - Qualifying Diagnosis        | 87              |
|           | (b) Claim Denied by Special Master                              | 71              |
|           | (c) Appeals Advisory Panel Denial - MAF Oversight               | 37              |
|           | (d) Incomplete Claim Package                                    | 24              |
|           | (e) Complete Claim Package Not Provided                         | 19              |
|           | (f) Disqualified Physician                                      | 17              |
|           | (g) Medical Records Do Not Support Claimed Qualifying Diagnosis | 11              |
|           | (h) Appeals Advisory Panel Denial - Inappropriate Physician     | 10              |
|           | (i) Incomplete Diagnosing Physician Certification Form          | 10              |
|           | (j) Appeals Advisory Panel Denial - Special Assignment          | 8               |
|           | (k) Incomplete Claim Form                                       | 7               |
|           | (l) No Qualifying Diagnosis                                     | 7               |
|           | (m) BAP Diagnosis of No Neurocognitive Impairment               | 1               |
|           | (n) Disqualified Neuropsychologist                              | 1               |
| <b>6.</b> | <b>Level 1.5 Claims</b>   | <b>484</b>      |
|           | (a) Appeals Advisory Panel Denial - Qualifying Diagnosis        | 221             |
|           | (b) Claim Denied by Special Master                              | 91              |
|           | (c) Medical Records Do Not Support Claimed Qualifying Diagnosis | 68              |
|           | (d) Appeals Advisory Panel Denial - MAF Oversight               | 53              |
|           | (e) Complete Claim Package Not Provided                         | 38              |
|           | (f) Incomplete Claim Package                                    | 35              |
|           | (g) Appeals Advisory Panel Denial - Inappropriate Physician     | 26              |
|           | (h) No Qualifying Diagnosis                                     | 22              |
|           | (i) Incomplete Diagnosing Physician Certification Form          | 11              |
|           | (j) Disqualified Physician                                      | 11              |
|           | (k) Appeals Advisory Panel Denial - Special Assignment          | 9               |

**NFL****CONCUSSION SETTLEMENT**IN RE: NATIONAL FOOTBALL LEAGUE PLAYERS' CONCUSSION INJURY LITIGATION  
No. 2:12-md-02323 (E.D. Pa.)**Section 10****Reasons in Notices of Denial Issued on Monetary Award Claims**

|  | <b>Reason</b>  | <b>Notices*</b> |
|--|--|-----------------|
|  | (l) Incomplete Claim Form  | 3               |
|  | (m) Disqualified Neuropsychologist                                   | 3               |
| <b>7.</b>  | <b>No Qualifying Diagnosis - Complete Claim Package Not Provided</b> | <b>252</b>      |
|  | (a) Incomplete Claim Package   | 363             |
|  | (b) Incomplete Claim Form  | 278             |
|  | (c) Complete Claim Package Not Provided                              | 32              |
|  | (d) Incomplete Diagnosing Physician Certification Form               | 12              |
|  | (e) BAP Diagnosis of No Neurocognitive Impairment                    | 11              |
|  | (f) Claim Denied by Special Master                                   | 11              |
|  | (g) Medical Records Do Not Support Claimed Qualifying Diagnosis      | 10              |
|  | (h) Not Registered   | 8               |
|  | (i) Untimely Claim Package   | 5               |
|  | (j) Death with CTE Denial - Death After Final Approval               | 3               |
|  | (k) No Qualifying Diagnosis  | 2               |
|  | (l) Incomplete HIPAA Form  | 2               |
|  | (m) Deficiency Denial  | 1               |
|  | (n) Duplicate of Previous Claim                                      | 1               |
| <b>8.</b>  | <b>TOTALS</b>  | <b>1,152</b>    |
| *Claims receiving a Denial Notice with multiple Denial Reasons are counted once for each reason in the sub rows of Section 9 |  |                 |



# CONCUSSION SETTLEMENT

IN RE: NATIONAL FOOTBALL LEAGUE PLAYERS' CONCUSSION INJURY LITIGATION  
No. 2:12-md-02323 (E.D. Pa.)

## SECTION 11

## MONETARY AWARD PAYMENTS

|           | Status by Confirmed Qualifying Diagnosis   | Number       | Amount                 |
|-----------|--|--------------|------------------------|
| <b>1.</b> | <b>Notices of Monetary Award (Dollars Shown are Before Holdbacks)</b>  | <b>1,524</b> | <b>\$1,077,003,014</b> |
|           | (a) Death with CTE   | 80           | \$93,248,944           |
|           | (b) ALS  | 45           | \$109,147,738          |
|           | (c) Alzheimer's Disease <sup>1</sup>   | 415          | \$193,109,112          |
|           | (d) Parkinson's Disease <sup>2</sup>   | 197          | \$175,390,288          |
|           | (e) Level 2.0 Neurocognitive Impairment <sup>3</sup>   | 266          | \$203,920,467          |
|           | (f) Level 1.5 Neurocognitive Impairment  | 521          | \$302,186,466          |
| <b>2.</b> | <b>Not Ready to be Included on the Next Monthly Payment List; or a Claim Hold is in Place (Dollars Shown are Before Holdbacks)</b> | <b>34</b>    | <b>\$33,638,590</b>    |
|           | (a) Death with CTE   | 0            | \$0                    |
|           | (b) ALS  | 0            | \$0                    |
|           | (c) Alzheimer's Disease <sup>4</sup>   | 3            | \$2,482,684            |
|           | (d) Parkinson's Disease <sup>5</sup>   | 6            | \$8,181,801            |
|           | (e) Level 2.0 Neurocognitive Impairment <sup>6</sup>   | 10           | \$12,159,565           |
|           | (f) Level 1.5 Neurocognitive Impairment  | 15           | \$10,814,540           |
| <b>3.</b> | <b>Ready to be Included on the Next Monthly Payment List (Dollars Shown are Before Holdbacks)</b>                                  | <b>3</b>     | <b>\$2,467,200</b>     |
|           | (a) Death with CTE   | 0            | \$0                    |
|           | (b) ALS  | 0            | \$0                    |
|           | (c) Alzheimer's Disease <sup>7</sup>   | 1            | \$10,357               |
|           | (d) Parkinson's Disease <sup>8</sup>   | 2            | \$2,456,843            |
|           | (e) Level 2.0 Neurocognitive Impairment  | 0            | \$0                    |
|           | (f) Level 1.5 Neurocognitive Impairment  | 0            | \$0                    |
| <b>4.</b> | <b>Claims in the Payment Process (Dollars Shown are After Holdbacks)</b>   | <b>35</b>    | <b>\$23,649,270</b>    |
|           | (a) Death with CTE   | 0            | \$0                    |
|           | (b) ALS  | 0            | \$0                    |
|           | (c) Alzheimer's Disease <sup>9</sup>   | 6            | \$2,955,715            |
|           | (d) Parkinson's Disease <sup>10</sup>  | 2            | \$2,247,999            |
|           | (e) Level 2.0 Neurocognitive Impairment  | 4            | \$3,072,368            |
|           | (f) Level 1.5 Neurocognitive Impairment  | 23           | \$15,373,187           |
| <b>5.</b> | <b>Paid Claims/Paid to or on Behalf of Class Members or to Lien Holders<sup>11</sup></b>   | <b>1,675</b> | <b>\$963,783,345</b>   |
|           | (a) Death with CTE   | 80           | \$89,168,699           |
|           | (b) ALS  | 45           | \$104,442,961          |
|           | (c) Alzheimer's Disease <sup>12</sup>  | 405          | \$179,391,082          |
|           | (d) Parkinson's Disease <sup>13</sup>  | 187          | \$152,222,437          |
|           | (e) Level 2.0 Neurocognitive Impairment <sup>14</sup>  | 252          | \$179,127,200          |
|           | (f) Level 1.5 Neurocognitive Impairment  | 483          | \$258,426,095          |
|           | (g) Derivative Claimants <sup>15</sup>   | 223          | \$1,004,870            |

<sup>1</sup> The claims and dollars shown include 23 Supplemental Monetary Awards for \$7,030,540.

<sup>2</sup> The claims and dollars shown include six Supplemental Monetary Awards for \$5,405,785.

<sup>3</sup> The claims and dollars shown include seven Supplemental Monetary Awards for \$3,440,234.

<sup>4</sup> The claims and dollars shown include one Supplemental Monetary Award for \$233,315.

<sup>5</sup> The claims and dollars shown include one Supplemental Monetary Award for \$463,390.

<sup>6</sup> The claims and dollars shown include three Supplemental Monetary Awards for \$3,129,683.

<sup>7</sup> The claims and dollars shown include one Supplemental Monetary Award for \$10,357.

<sup>8</sup> The claims and dollars shown include one Supplemental Monetary Award for \$886,487.

<sup>9</sup> The claims and dollars shown include one Supplemental Monetary Award for \$561,573.

<sup>10</sup> The claims and dollars shown include one Supplemental Monetary Awards for \$544,937.

<sup>11</sup> The dollars shown reflect payments issued to Settlement Class Members and on their behalf after all applicable deductions (e.g., Common Benefits Fees, lien holdbacks, potential rescission amounts for Third-Party Funders, etc.).

<sup>12</sup> 20 Alzheimer's Disease Supplemental Monetary Awards received payments totaling \$5,997,679.

<sup>13</sup> Three Parkinson's Disease Supplemental Monetary Awards received payments totaling \$2,282,204.

<sup>14</sup> Four Level 2.0 Supplemental Monetary Awards received payments totaling \$290,306.

<sup>15</sup> The dollars shown include two Supplemental Derivative Claimant Monetary Award payments totaling \$10,685.