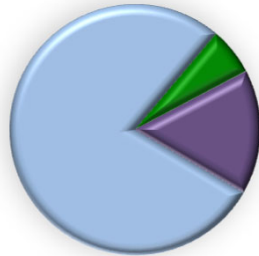


NFL SETTLEMENT PROGRAM SUMMARY REPORT (AS OF 6/17/19)

SECTION 1: TIMELY REGISTRATIONS

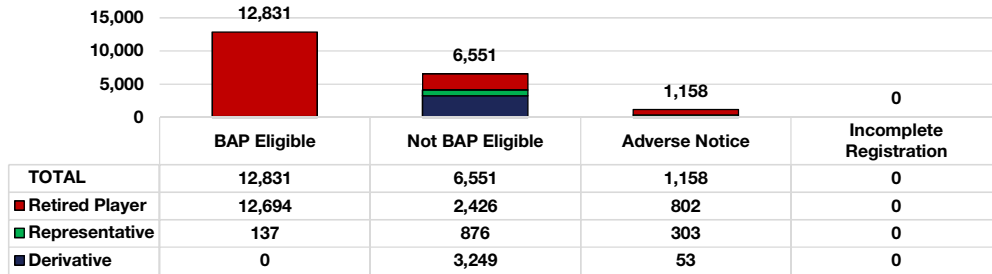
TOTAL: 20,540




- Retired Player
15,924 (78%)
- Representative Claimant
1,314 (6%)
- Derivative Claimant
3,302 (16%)

SECTION 2: REGISTRATION NOTICES ISSUED BY TYPE

TOTAL: 20,540

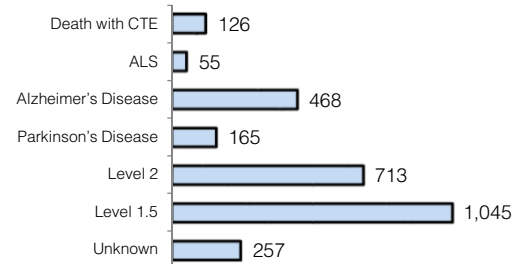


SECTION 3: MONETARY AWARD CLAIMS SUBMITTED: 2,829

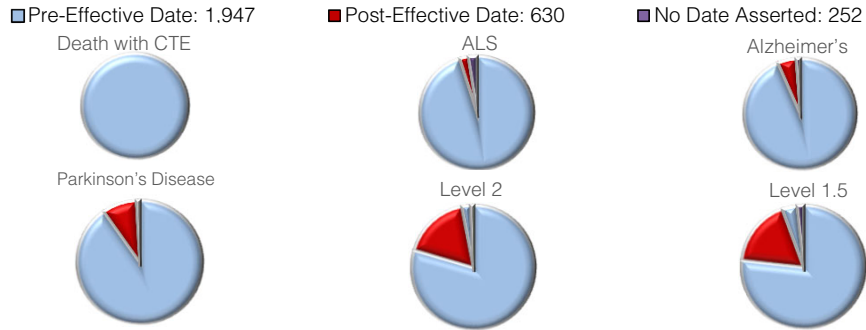


- Retired Player
2,098 (74%)
- Representative Claimant
731 (26%)

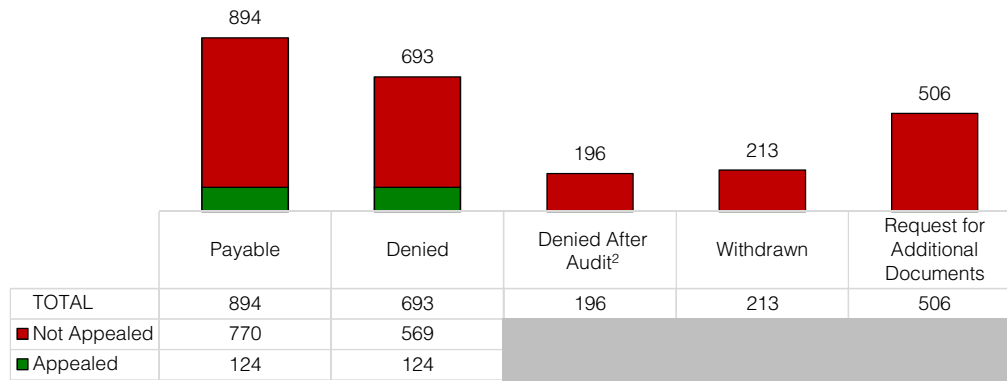
SECTION 4: QUALIFYING DIAGNOSIS ASSERTED IN MONETARY AWARD CLAIMS



SECTION 5: QUALIFYING DIAGNOSIS DATE ASSERTED IN MONETARY AWARD CLAIMS



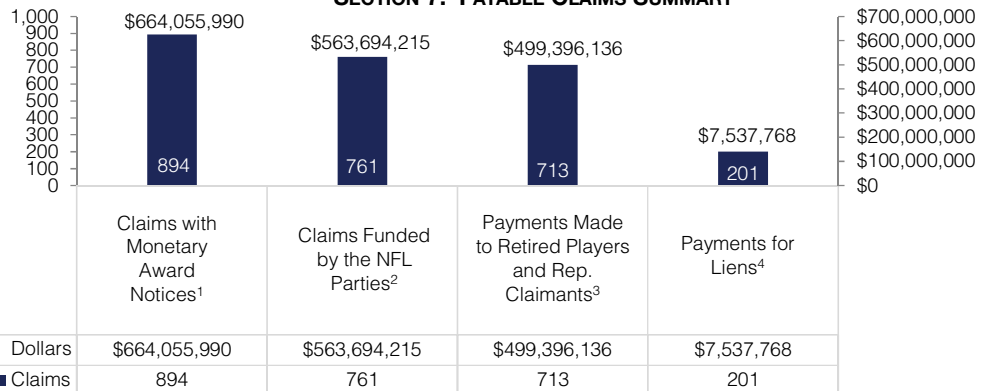
SECTION 6: NOTICES ISSUED ON MONETARY AWARD CLAIMS: 2,502¹



¹ Section 6 counts all Monetary Award claims that have received a notice after claim processing. Claims receiving multiple notices are counted only once based on the most recent notice issued. The number of appealed notices reflects only claims that have been appealed on the most recent notice issued. For a cumulative total of all appeals, see Section 9.

² The results of the audit closed these claims and directed further alternatives for these Settlement Class Members.

SECTION 7: PAYABLE CLAIMS SUMMARY



¹ The dollars and number of claims shown are the number of notices issued before holdbacks for potential Derivative Claimants, common benefit fees, liens and any determinations on appeals.

² The dollars and number of claims shown include claims from Retired Players and Representative Claimants.

³ The dollars shown include payments issued on behalf of Settlement Class Members to Third-Party Funders who have accepted rescission of prohibited assignments entered into with Settlement Class Members.

⁴ The claims shown reflect the Settlement Class Members on whose behalf the Settlement Program has issued payments to resolve liens. The dollars shown reflect all payments the Settlement Program has made on behalf of Settlement Class Members to resolve liens, including (1) payments to the Lien Resolution Administrator to resolve medical liens, (2) payments to the Lien Resolution Administrator for its lien fees, and (3) payments directly to lienholders to resolve non-medical liens.

SECTION 8		STATUS OF MONETARY AWARD CLAIMS (BASED ON LAST NOTICE OR ACTION ON CLAIM)								
		CTE	ALS	Alzheimer's Disease	Parkinson's Disease	Level 2	Level 1.5	Unknown Qualifying Diagnosis	Total	%
1.	In Review Process at Claims Administrator	1	0	2	2	4	6	7	22	<1%
2.	Notice Ready to Issue	1	0	15	5	59	80	9	169	6%
3.	Needs Special Master Statute of Limitations Review	3	14	24	12	5	10	0	68	2%
4.	Last Notice was for Incomplete Claim Package ¹	6	1	17	5	45	57	88	219	8%
5.	Ready for Review by AAP	2	1	12	3	59	90	1	168	6%
6.	Last Notice was Award Notice ²	1	1	10	5	14	27	0	58	2%
7.	Last Notice was Denial Notice ³	22	0	2	0	3	15	13	55	2%
8.	On Appeal Now ⁴	0	0	8	0	8	11	1	28	<1%
9.	In Audit Investigation ⁵	0	0	5	1	6	15	0	27	<1%
10.	In Audit-Failure to Provide Information	0	0	0	0	0	0	0	0	0%
11.	Referred to the Special Investigator by the Special Masters	0	0	2	0	75	100	1	178	6%
12.	Adverse Audit Report with the Parties for Review	0	0	0	0	0	0	0	0	0%
13.	Adverse Audit Report Awaiting Response from Those Audited	0	0	0	0	0	0	0	0	0%
14.	Adverse Audit Report with the Special Masters for Review	0	0	1	0	30	19	0	50	2%
15.	Denied After Audit ⁶	0	0	34	0	76	85	1	196	7%
16.	Final Denial	15	2	58	9	125	260	122	591	21%
17.	Withdrawn	0	0	14	3	97	85	14	213	8%
18.	Ready for Next Month's Payment List	0	0	2	2	0	4	0	8	<1%
19.	On this Month's Payment List	2	0	18	7	18	21	0	66	2%
20.	Paid ⁷	73	36	244	111	89	160	0	713	25%
21.	Total Claim Packages Submitted	126	55	468	165	713	1,045	257	2,829	100%

1. The Program has issued notices to 1,902 incomplete claim packages, which is 68% of all Level 1.5 and Level 2 claims and 68% of all other claims.

2. For details on all claims receiving an Award Notice and the dollar values assigned, see Sections 7 and 11.

3. For details on all denied claims, including the denial reasons, see Section 10.

4. For details on all appeals filed by Settlement Class Members and the NFL parties, see Section 9.

5. The Program has audited 1,210, or 43%, of all claims, including 759 claims removed from audit and put back into the claims review process, 205 claims currently in Audit Investigation, 50 claims on Adverse Audit Reports with the Parties or Special Masters for Review or awaiting a response from those audited and 196 claims denied after audit.

6. The results of the audit denied these claims and directed further alternatives for these Settlement Class Members.

7. For total dollars paid to or on behalf of these Settlement Class Members, see Part 5 of Section 11.



CONCUSSION SETTLEMENT

IN RE: NATIONAL FOOTBALL LEAGUE PLAYERS' CONCUSSION INJURY LITIGATION
No. 2:12-md-02323 (E.D. Pa.)

SECTION 9

STATUS OF ALL APPEALS ON MONETARY AWARD CLAIMS

	Status ¹	Appealed by Class Member	Appealed by NFL Parties	Total
A.	Payable Claims	40	116	156
1.	Appeal Filed and in Preliminary Steps	0	0	0
2.	Appellee's Opposition Memo Not Received	2	3	5
3.	Appellee's Opposition Memo Received	2	2	4
4.	Remanded to Claims Administrator	9	1	10
5.	With Special Masters for Decision	1	10	11
6.	Result Upheld on Appeal	19	77	96
7.	Result Overturned on Appeal	3	9	12
8.	Closed or Withdrawn ²	4	14	18
B.	Denied Claims	199	0	199
1.	Appeal Filed and in Preliminary Steps	5	0	5
2.	Appellee's Opposition Memo Not Received	16	0	16
3.	Appellee's Opposition Memo Received	6	0	6
4.	Remanded to Claims Administrator	77	0	77
5.	With Special Masters for Decision	4	0	4
6.	Result Upheld on Appeal	78	0	78
7.	Result Overturned on Appeal	6	0	6
8.	Closed or Withdrawn ²	7	0	7
C.	TOTAL APPEALS	239	116	355

¹ Class Counsel has filed statements in 33 of the Appeals across multiple statuses in the Appeals Process.

² These are appeals we are no longer processing because (1) the appealing party withdrew or (2) it was closed after being in audit.

SECTION 10 REASONS IN NOTICES OF DENIAL ISSUED ON MONETARY AWARD CLAIMS

	Reason Claim Denied	Notices
1.	Death with CTE Claims	37
	(a) Death occurred after Final Approval	8
	(b) Complete Claim Package Not Provided	25
	(c) Special Master Denial	5
2.	ALS Claims	2
	(a) Special Master Denial	1
	(b) Complete Claim Package Not Provided	1
3.	Alzheimer's Disease Claims	63
	(a) Appeals Advisory Panel Denial - Qualifying Diagnosis	41
	(b) Appeals Advisory Panel Denial - Inappropriate Physician	9
	(c) Special Master Denial	8
	(d) Appeals Advisory Panel Denial - Inappropriate Physician	7
	(e) Duplicate Claim Alleging Same Qualifying Diagnosis	2
	(f) Disqualified Physician	1
4.	Parkinson's Disease Claims	9
	(a) Appeals Advisory Panel Denial - Qualifying Diagnosis	6
	(b) Appeals Advisory Panel Denial - Inappropriate Physician	4
	(c) Special Master Denial	1
5.	Level 2 Claims	150
	(a) Appeals Advisory Panel Denial - Qualifying Diagnosis	80
	(b) Special Master Denial	28
	(c) Complete Claim Package Not Provided	23
	(d) Physician Disqualified by Special Master	17
	(e) Appeals Advisory Panel Denial - Inappropriate Physician	6
	(f) Disqualified Neuropsychologist	1
6.	Level 1.5 Claims	294
	(a) Appeals Advisory Panel Denial - Qualifying Diagnosis	178
	(b) Complete Claim Package Not Provided	56
	(c) Special Master Denial	40
	(d) Appeals Advisory Panel Denial - Inappropriate Physician	17
	(e) Disqualified Physician	11
	(f) Appeals Advisory Panel Denial - MAF Oversight	3
	(g) Disqualified Neuropsychologist	2
7.	Unconfirmed QD - Complete Claim Package Not Provided	136
	(a) Complete Claim Package Not Provided	136
	(b) Special Master Denial	3
8.	Untimely Claim Package	2
9.	TOTAL DENIAL REASONS PROVIDED ON NOTICES	720
10.	TOTAL NUMBER OF SETTLEMENT CLASS MEMBERS RECEIVING A DENIAL NOTICE	693



CONCUSSION SETTLEMENT

IN RE: NATIONAL FOOTBALL LEAGUE PLAYERS' CONCUSSION INJURY LITIGATION
No. 2:12-md-02323 (E.D. Pa.)

SECTION 11

MONETARY AWARD PAYMENTS

	Status by Confirmed Qualifying Diagnosis	Number	Amount
1.	Notices of Monetary Award (Dollars Shown are Before Holdbacks)	894	\$664,055,990
	(a) Death with CTE	76	\$92,780,902
	(b) ALS	37	\$98,187,130
	(c) Alzheimer's Disease	280	\$129,391,807
	(d) Parkinson's Disease	126	\$78,741,037
	(e) Level 2.0 Neurocognitive Impairment	140	\$140,568,744
	(f) Level 1.5 Neurocognitive Impairment	235	\$124,386,371
2.	Not Ready to be Included on the Next Monthly Payment List; or a Claim Hold is in Place (Dollars Shown are Before Holdbacks)	107	\$95,395,988
	(a) Death with CTE	1	\$120,651
	(b) ALS	1	\$4,160,374
	(c) Alzheimer's Disease	16	\$7,892,317
	(d) Parkinson's Disease	6	\$3,734,527
	(e) Level 2.0 Neurocognitive Impairment	33	\$51,999,928
	(f) Level 1.5 Neurocognitive Impairment	50	\$27,488,192
3.	Ready to be Included on the Next Monthly Payment List (Dollars Shown are Before Holdbacks)	8	\$2,339,171
	(a) Death with CTE	0	\$0
	(b) ALS	0	\$0
	(c) Alzheimer's Disease	2	\$1,586,351
	(d) Parkinson's Disease	2	\$229,653
	(e) Level 2.0 Neurocognitive Impairment	0	\$0
	(f) Level 1.5 Neurocognitive Impairment	4	\$523,167
4.	Claims in the Payment Process (Dollars Shown are After Holdbacks)	66	\$34,901,643
	(a) Death with CTE	2	\$3,636,859
	(b) ALS	0	\$0
	(c) Alzheimer's Disease	18	\$7,778,263
	(d) Parkinson's Disease	7	\$2,193,610
	(e) Level 2.0 Neurocognitive Impairment	18	\$11,840,925
	(f) Level 1.5 Neurocognitive Impairment	21	\$9,451,987
5.	Paid Claims/Paid to or on Behalf of Class Members or to Lien Holders¹	872	\$500,132,628
	(a) Death with CTE	73	\$85,141,679
	(b) ALS	36	\$87,950,862
	(c) Alzheimer's Disease	244	\$106,120,500
	(d) Parkinson's Disease	111	\$67,781,624
	(e) Level 2.0 Neurocognitive Impairment	89	\$70,979,197
	(f) Level 1.5 Neurocognitive Impairment	160	\$81,422,276
	(g) Derivative Claimants	159	\$736,492

¹ The dollars shown reflect payments issued to Settlement Class Members and on their behalf after all applicable deductions (e.g., Common Benefits Fees, lien holdbacks, potential rescission amounts for Third-Party Funders, etc.).